



VENUS

The Venus – ideal for any gardener, the 1.93m (6'4") wide Venus greenhouse is available in 5 sizes, to meet the needs of both the beginner and the experienced gardener.

There is a single sliding door which can be positioned to the left or the right and held in any desired position using the simple lever mechanism.

The Venus is equipped with 1 or 2 roof vents, depending on size and the structure has been strengthened with the inclusion of roof braces, with additional side braces in the Venus 7500.



Venus 5000



Venus 7500



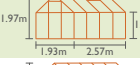
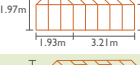



Venus 3800

"...ideal for any gardener..."

The complete Vitavia range is available in both powder coated green or *anodised aluminium.

(*Anodisation is a process the aluminum goes through to keep it looking pristine throughout its life)

MODEL	DIMENSIONS	VENTS	GROWING AREA
Venus 2500 (6' x 4')		1	2.5m ²
Venus 3800 (6' x 6')		1	3.8m ²
Venus 5000 (6' x 8')		1	5.0m ²
Venus 6200 (6' x 10')		2	6.2m ²
Venus 7500 (6' x 12')		2	7.5m ²